

## Return of Organization Exempt from Income Tax

OMB No 1545-0047

2002

Open to Public Inspection

Department of the Treasury  
Internal Revenue ServiceUnder section 501(c), 527, or 4947(a)(1) of the Internal Revenue Code  
(except black lung benefit trust or private foundation)  
▶ The organization may have to use a copy of this return to satisfy state reporting requirements

## A For the 2002 calendar year, or tax year beginning, 2002, and ending

## B Check if applicable

- ☐ Address change  
☒ Name change  
☐ Initial return  
☐ Final return  
☐ Amended return  
☐ Application pending

Please use  
IRS label  
or print  
or type  
See  
specific  
instruc-  
tions

TAIWAN BUDDHIST TZU CHI FOUNDATION,  
 U S A  
 206 E PALM AVE  
 MONROVIA, CA 91016

## D Employer Identification Number

94-2952782

## E Telephone number

(626) 305-1188

## F Accounting method

- ☐ Cash ☒ Accrual  
☐ Other (specify) ▶

• Section 501(c)(3) organizations and 4947(a)(1) nonexempt  
 charitable trusts must attach a completed Schedule A  
 (Form 990 or 990-EZ)

H and I are not applicable to section 527 organizations

H (a) Is this a group return for affiliates? ☐ Yes ☒ No

H (b) If "Yes" enter number of affiliates ▶

H (c) Are all affiliates included? ☐ Yes ☐ No

(If No attach a list See instructions)

H (d) Is this a separate return filed by an organization covered by a group ruling? ☐ Yes ☒ No

I Enter 4 digit GEN ▶

M Check ☐ if the organization is not required to attach Schedule B (Form 990, 990-EZ, or 990-PF)

## G Web site ▶ WWW TZUCHI.ORG

## J Organization type (check only one)

▶ ☒ 501(c) 3 (insert no) ☐ 4947(a)(1) or ☐ 527

K Check here ☐ if the organization's gross receipts are normally not more than \$25,000. The organization need not file a return with the IRS, but if the organization received a Form 990 Package in the mail, it should file a return without financial data. Some states require a complete return.

L Gross receipts Add lines 6b, 8b, 9b, and 10b to line 12 ▶ 16,848,959

## Part I Revenue, Expenses, and Changes in Net Assets or Fund Balances (See Instructions)

## 1 Contributions, gifts, grants, and similar amounts received

## a Direct public support

1a 10,757,302

## b Indirect public support

1b

## c Government contributions (grants)

1c

d Total (add lines 1a through 1c) (cash \$ 10,455,536 noncash \$ 301,766)

1d 10,757,302

## 2 Program service revenue including government fees and contracts (from Part VII, line 93)

2 14,775

## 3 Membership dues and assessments

3

## 4 Interest on savings and temporary cash investments

4 343,737

## 5 Dividends and interest from securities

5 147,638

## 6a Gross rents

6a

## b Less rental expenses

6b

## c Net rental income or (loss) (subtract line 6b from line 6a)

6c

## 7 Other investment income (describe ▶)

7

## 8a Gross amount from sales of assets other than inventory

(A) Securities

(B) Other

5,455,411

8a

## b Less cost of other basis and sales expenses

6,627,063

8b

## c Gain or (loss) (attach schedule)

-1,171,652

8c

## d Net gain or (loss) (combine line 8c, columns (A) and (B))

8d -1,171,652

## 9 Special events and activities (attach schedule)

a Gross revenue (not including \$ of contributions reported on line 1a)

9a

## b Less direct expenses other than fundraising expenses

9b

## c Net income or (loss) from special events (subtract line 9b from line 9a)

9c

## 10a Gross sales of inventory, less returns and allowances

10a

## b Less cost of goods sold

10b

## c Gross profit or (loss) from sales of inventory (attach schedule) (subtract line 10b from line 10a)

10c

## 11 Other revenue (from Part VII, line 103)

11 130,096

## 12 Total revenue (add lines 1d, 2, 3, 4, 5, 6c, 7, 8d, 9c, 10c, and 11)

12 10,221,896

## 13 Program services (from line 44, column (B))

13 7,922,224

## 14 Management and general (from line 44, column (C))

14 730,132

## 15 Fundraising (from line 44, column (D))

15 160,954

## 16 Payments to affiliates (attach schedule)

16

## 17 Total expenses (add lines 16 and 44, column (A))

17 8,813,310

## 18 Excess or (deficit) for the year (subtract line 17 from line 12)

18 1,408,586

## 19 Net assets or fund balances at beginning of year (from line 73, column (A))

19 28,244,886

## 20 Other changes in net assets or fund balances (attach explanation)

SEE STATEMENT 2

20 925,638

## 21 Net assets or fund balances at end of year (combine lines 18, 19, and 20)

21 30,579,110

**Part II Statement of Functional Expenses** All organizations must complete column (A). Columns (B), (C), and (D) are required for section 501(c)(3) and (4) organizations and section 4947(a)(1) nonexempt charitable trusts but optional for others.

Do not include amounts reported on line 6b, 8b, 9b, 10b or 16 of Part I		(A) Total	(B) Program services	(C) Management and general	(D) Fundraising
22 Grants and allocations (att sch) (cash \$ 4920173 non-cash \$ )	22	4,920,173	4,920,173		
23 Specific assistance to individuals (att sch)	23				
24 Benefits paid to or for members (att sch)	24				
25 Compensation of officers, directors, etc.	25	162,000	89,100	72,900	
26 Other salaries and wages	26	612,909	303,279	309,630	
27 Pension plan contributions	27				
28 Other employee benefits	28				
29 Payroll taxes	29				
30 Professional fundraising fees	30				
31 Accounting fees	31				
32 Legal fees	32				
33 Supplies	33	66,062	39,289	20,005	6,768
34 Telephone	34	63,643	48,789	14,854	
35 Postage and shipping	35	201,396	189,907	11,489	
36 Occupancy	36	1,440,105	1,304,587	135,518	
37 Equipment rental and maintenance	37	15,777	15,496	281	
38 Printing and publications	38	190,773	188,271	2,502	
39 Travel	39	36,980	26,774	10,206	
40 Conferences, conventions, and meetings	40				
41 Interest	41				
42 Depreciation, depletion, etc (attach schedule)	42	345,062	298,544	46,518	
43 Other expenses not covered above (itemize)					
a SEE STATEMENT 3	43a	758,430	498,015	106,229	154,186
b	43b				
c	43c				
d	43d				
e	43e				
44 Total functional expenses (add lines 22-43). Organizations completing columns (B), (D), carry these totals to lines 13-15.	44	8,813,310	7,922,224	730,132	160,954

Joint Costs Check ☐ if you are following SOP 98-2Are any joint costs from a combined educational campaign and fundraising solicitation reported in (B) Program services? ☐ Yes ☒ No

If 'Yes,' enter (i) the aggregate amount of these joint costs \$ , (ii) the amount allocated to program services \$ , (iii) the amount allocated to management and general \$ , and (iv) the amount allocated to fundraising \$

**Part III Statement of Program Service Accomplishments**What is the organization's primary exempt purpose? ☒ SEE STATEMENT 4

All organizations must describe their exempt purpose achievements in a clear and concise manner. State the number of clients served, publications issued, etc. Discuss achievements that are not measurable. (Section 501(c)(3) &amp; (4) organizations and 4947(a)(1) nonexempt charitable trusts must also enter the amount of grants &amp; allocations to others.)

Program Service Expenses  
(Required for 501(c)(3) and (4) organizations and 4947(a)(1) trusts but optional for others)

a SEE STATEMENT 5		
(Grants and allocations \$ )		7,922,224
b		
(Grants and allocations \$ )		
c		
(Grants and allocations \$ )		
d		
(Grants and allocations \$ )		
e Other program services (Grants and allocations \$ )		
f Total of Program Service Expenses (should equal line 44, column (B) program services)		7,922,224

**Part IV Balance Sheets** (See Instructions)**Note** Where required, attached schedules and amounts within the description column should be for end of year amounts only

		(A) Beginning of year		(B) End of year
<b>ASSETS</b>	45 Cash – non-interest bearing	407,057	45	273,499
	46 Savings and temporary cash investments	15,976,944	46	13,369,364
	47a Accounts receivable	17,123		
	b Less allowance for doubtful accounts		47c	17,123
	48a Pledges receivable			
	b Less allowance for doubtful accounts		48c	
	49 Grants receivable		49	
	50 Receivables from officers, directors, trustees, and key employees (attach schedule)		50	
	51a Other notes & loans receivable (attach sch)			
	b Less allowance for doubtful accounts		51c	
	52 Inventories for sale or use	135,700	52	234,880
	53 Prepaid expenses and deferred charges		53	
	54 Investments – securities (attach schedule)	<input type="checkbox"/> Cost <input checked="" type="checkbox"/> FMV 6,083,192	54	11,005,609
	55a Investments – land, buildings, & equipment basis			
	b Less accumulated depreciation (attach schedule)		55c	
56 Investments – other (attach schedule)		56		
57a Land, buildings, and equipment basis	7,372,144			
b Less accumulated depreciation (attach schedule) <b>STATEMENT 6</b>	1,934,557	57c	5,437,587	
58 Other assets (describe <b>SEE STATEMENT 7</b> )	355,654	58	500,334	
59 <b>Total assets</b> (add lines 45 through 58) (must equal line 74)	28,339,373	59	30,838,396	
<b>LIABILITIES</b>	60 Accounts payable and accrued expenses	94,487	60	259,286
	61 Grants payable		61	
	62 Deferred revenue		62	
	63 Loans from officers, directors, trustees, and key employees (attach schedule)		63	
	64a Tax-exempt bond liabilities (attach schedule)		64a	
	b Mortgages and other notes payable (attach schedule)		64b	
	65 Other liabilities (describe )		65	
	66 <b>Total liabilities</b> (add lines 60 through 65)	94,487	66	259,286
<b>NET ASSETS OR FUND BALANCES</b>	Organizations that follow SFAS 117, check here <input checked="" type="checkbox"/> and complete lines 67 through 69 and lines 73 and 74			
	67 Unrestricted	28,244,886	67	25,098,144
	68 Temporarily restricted		68	5,480,966
	69 Permanently restricted		69	
	Organizations that do not follow SFAS 117, check here <input type="checkbox"/> and complete lines 70 through 74			
	70 Capital stock, trust principal, or current funds		70	
	71 Paid in or capital surplus, or land, building, and equipment fund		71	
	72 Retained earnings, endowment, accumulated income, or other funds		72	
	73 <b>Total net assets or fund balances</b> (add lines 67 through 69 or lines 70 through 72, column (A) must equal line 19, column (B) must equal line 21)	28,244,886	73	30,579,110
	74 <b>Total liabilities and net assets/fund balances</b> (add lines 66 and 73)	28,339,373	74	30,838,396

Form 990 is available for public inspection and, for some people, serves as the primary or sole source of information about a particular organization. How the public perceives an organization in such cases may be determined by the information presented on its return. Therefore, please make sure the return is complete and accurate and fully describes, in Part III, the organization's programs and accomplishments.

BAA

**Part IV-A Reconciliation of Revenue per Audited  
Financial Statements with Revenue  
per Return (See instructions )**

<b>Part IV-B</b>	<b>Reconciliation of Expenses per Audited Financial Statements with Expenses per Return</b>
------------------	---

<b>a</b> Total revenue, gains, and other support per audited financial statements	<b>a</b> 10,221,896	<b>a</b> Total expenses and losses per audited financial statements	<b>a</b> 8,813,310
<b>b</b> Amounts included on line <b>a</b> but not on line 12, Form 990  <b>(1)</b> Net unrealized gains on investments \$ _____  <b>(2)</b> Donated services and use of facilities \$ _____  <b>(3)</b> Recoveries of prior year grants \$ _____  <b>(4)</b> Other (specify) _____ _____ \$ _____ Add amounts on lines <b>(1)</b> through <b>(4)</b>	<b>b</b>	<b>b</b> Amounts included on line <b>a</b> but not on line 17, Form 990  <b>(1)</b> Donated services and use of facilities \$ _____  <b>(2)</b> Prior year adjustments reported on line 20, Form 990 \$ _____  <b>(3)</b> Losses reported on line 20, Form 990 \$ _____  <b>(4)</b> Other (specify) _____ _____ \$ _____ Add amounts on lines <b>(1)</b> through <b>(4)</b>	<b>b</b>
<b>c</b> Line <b>a</b> minus line <b>b</b>	<b>c</b> 10,221,896	<b>c</b> Line <b>a</b> minus line <b>b</b>	<b>c</b> 8,813,310
<b>d</b> Amounts included on line 12, Form 990 but not on line <b>a</b> .  <b>(1)</b> Investment expenses not included on line 6b, Form 990 \$ _____  <b>(2)</b> Other (specify) _____ _____ \$ _____ Add amounts on lines <b>(1)</b> and <b>(2)</b>	<b>d</b>	<b>d</b> Amounts included on line 17, Form 990 but not on line <b>a</b> .  <b>(1)</b> Investment expenses not included on line 6b, Form 990 \$ _____  <b>(2)</b> Other (specify) _____ _____ \$ _____ Add amounts on lines <b>(1)</b> and <b>(2)</b>	<b>d</b>
<b>e</b> Total revenue per line 12, Form 990 (line <b>c</b> plus line <b>d</b> )	<b>e</b> 10,221,896	<b>e</b> Total expenses per line 17, Form 990 (line <b>c</b> plus line <b>d</b> )	<b>e</b> 8,813,310

<b>Part V</b>	<b>List of Officers, Directors, Trustees, and Key Employees</b> (List each one even if not compensated, see instructions )
---------------	--

(A) Name and address	(B) Title and average hours per week devoted to position	(C) Compensation (if not paid, enter -0-)	(D) Contributions to employee benefit plans and deferred compensation	(E) Expense account and other allowances
SEE STATEMENT 8		149,000	0	0

**75** Did any officer, director, trustee, or key employee receive aggregate compensation of more than \$100,000 from your organization and all related organizations, of which more than \$10,000 was provided by the related organizations?

If 'Yes,' attach schedule – see instructions

► ☐ Yes

☒ No

**Part VI Other Information** (See instructions)

	Yes	No
<b>76</b> Did the organization engage in any activity not previously reported to the IRS? If 'Yes,' attach a detailed description of each activity	<b>76</b>	X
<b>77</b> Were any changes made in the organizing or governing documents but not reported to the IRS? If 'Yes,' attach a conformed copy of the changes	<b>77</b>	X
<b>78a</b> Did the organization have unrelated business gross income of \$1,000 or more during the year covered by this return?	<b>78a</b>	X
<b>b</b> If 'Yes,' has it filed a tax return on <b>Form 990-T</b> for this year?	<b>78b</b>	N/A
<b>79</b> Was there a liquidation, dissolution, termination, or substantial contraction during the year? If 'Yes,' attach a statement	<b>79</b>	X
<b>80a</b> Is the organization related (other than by association with a statewide or nationwide organization) through common membership, governing bodies, trustees, officers, etc., to any other exempt or nonexempt organization?	<b>80a</b>	X
<b>b</b> If 'Yes,' enter the name of the organization ▶ <u>SEE STATEMENT 9</u> _____ and check whether it is <input checked="" type="checkbox"/> exempt or <input type="checkbox"/> nonexempt		
<b>81a</b> Enter direct or indirect political expenditures. See line 81 instructions	<b>81a</b>	0
<b>b</b> Did the organization file <b>Form 1120-POL</b> for this year?	<b>81b</b>	X
<b>82a</b> Did the organization receive donated services or the use of materials, equipment, or facilities at no charge or at substantially less than fair rental value?	<b>82a</b>	X
<b>b</b> If 'Yes,' you may indicate the value of these items here. Do not include this amount as revenue in Part I or as an expense in Part II. (See instructions in Part III.)	<b>82b</b>	
<b>83a</b> Did the organization comply with the public inspection requirements for returns and exemption applications?	<b>83a</b>	X
<b>b</b> Did the organization comply with the disclosure requirements relating to quid pro quo contributions?	<b>83b</b>	X
<b>84a</b> Did the organization solicit any contributions or gifts that were not tax deductible?	<b>84a</b>	X
<b>b</b> If 'Yes,' did the organization include with every solicitation an express statement that such contributions or gifts were not tax deductible?	<b>84b</b>	N/A
<b>85</b> <b>501(c)(4), (5), or (6) organizations</b> <b>a</b> Were substantially all dues nondeductible by members?	<b>85a</b>	N/A
<b>b</b> Did the organization make only in house lobbying expenditures of \$2,000 or less? If 'Yes' was answered to either 85a or 85b, do not complete 85c through 85h below unless the organization received a waiver for proxy tax owed for the prior year	<b>85b</b>	N/A
<b>c</b> Dues, assessments and similar amounts from members	<b>85c</b>	N/A
<b>d</b> Section 162(e) lobbying and political expenditures	<b>85d</b>	N/A
<b>e</b> Aggregate nondeductible amount of section 6033(e)(1)(A) dues notices	<b>85e</b>	N/A
<b>f</b> Taxable amount of lobbying and political expenditures (line 85d less 85e)	<b>85f</b>	N/A
<b>g</b> Does the organization elect to pay the section 6033(e) tax on the amount on line 85f?	<b>85g</b>	N/A
<b>h</b> If section 6033(e)(1)(A) dues notices were sent, does the organization agree to add the amount on line 85f to its reasonable estimate of dues allocable to nondeductible lobbying and political expenditures for the following tax year?	<b>85h</b>	N/A
<b>86</b> <b>501(c)(7) organizations</b> Enter <b>a</b> Initiation fees and capital contributions included on line 12	<b>86a</b>	N/A
<b>b</b> Gross receipts, included on line 12, for public use of club facilities	<b>86b</b>	N/A
<b>87</b> <b>501(c)(12) organizations</b> Enter <b>a</b> Gross income from members or shareholders	<b>87a</b>	N/A
<b>b</b> Gross income from other sources. (Do not net amounts due or paid to other sources against amounts due or received from them.)	<b>87b</b>	N/A
<b>88</b> At any time during the year, did the organization own a 50% or greater interest in a taxable corporation or partnership, or an entity disregarded as separate from the organization under Regulations sections 301.7701-2 and 301.7701-3? If 'Yes,' complete Part IX	<b>88</b>	X
<b>89a</b> <b>501(c)(3) organizations</b> Enter Amount of tax imposed on the organization during the year under section 4911 ▶ 0, section 4912 ▶ 0, section 4955 ▶ 0		
<b>b</b> <b>501(c)(3) and 501(c)(4) organizations</b> Did the organization engage in any section 4958 excess benefit transaction during the year or did it become aware of an excess benefit transaction from a prior year? If 'Yes,' attach a statement explaining each transaction	<b>89b</b>	X
<b>c</b> Enter Amount of tax imposed on the organization managers or disqualified persons during the year under sections 4912, 4955, and 4958		0
<b>d</b> Enter Amount of tax on line 89c, above, reimbursed by the organization		0
<b>90a</b> List the states with which a copy of this return is filed ▶ <u>CALIFORNIA</u>	<b>90b</b>	31
<b>b</b> Number of employees employed in the pay period that includes March 12, 2002 (See instructions)		
<b>91</b> The books are in care of ▶ <u>TAIWAN BUDDHIST TZU CHI FOUND</u> Telephone number ▶ <u>(626) 305-1188</u> Located at ▶ <u>206 E PALM AVE MONROVIA, CA</u> ZIP + 4 ▶ <u>91016</u>		
<b>92</b> Section 4947(a)(1) nonexempt charitable trusts filing Form 990 in lieu of Form 1041 - Check here		N/A
and enter the amount of tax exempt interest received or accrued during the tax year	<b>92</b>	N/A

**Part VII Analysis of Income-Producing Activities** (See instructions)**Note** Enter gross amounts unless otherwise indicated

	Unrelated business income		Excluded by section 512, 513, or 514		(E) Related or exempt function income
	(A) Business code	(B) Amount	(C) Exclusion code	(D) Amount	
93 Program service revenue					
a RETREAT					14,775
b					
c					
d					
e					
f Medicare/Medicaid payments					
g Fees & contracts from government agencies					
94 Membership dues and assessments					
95 Interest on savings & temporary cash invmnts			14	343,737	
96 Dividends & interest from securities			14	147,638	
97 Net rental income or (loss) from real estate					
a debt financed property					
b not debt financed property					
98 Net rental income or (loss) from pers prop					
99 Other investment income					
100 Gain or (loss) from sales of assets other than inventory					-1,171,652
101 Net income or (loss) from special events					
102 Gross profit or (loss) from sales of inventory					
103 Other revenue a					
b SEE STMT 12			3		130,096
c					
d					
e					
104 Subtotal (add columns (B), (D), and (E))				491,375	-1,026,781
105 Total (add line 104, columns (B), (D), and (E))					-535,406

**Note** Line 105 plus line 1d Part I should equal the amount on line 12, Part I**Part VIII Relationship of Activities to the Accomplishment of Exempt Purposes** (See instructions)

Line No	Explain how each activity for which income is reported in column (E) of Part VII contributed importantly to the accomplishment of the organization's exempt purposes (other than by providing funds for such purposes)
1	SEE STATEMENT 10
2	
3	
4	


**Part IX Information Regarding Taxable Subsidiaries and Disregarded Entities** (See instructions)

(A) Name, address, and EIN of corporation, partnership, or disregarded entity	(B) Percentage of ownership interest	(C) Nature of activities	(D) Total income	(E) End of year assets
N/A	%			
	%			
	%			
	%			

**Part X Information Regarding Transfers Associated with Personal Benefit Contracts** (See instructions)a Did the organization, during the year, receive any funds, directly or indirectly, to pay premiums on a personal benefit contract? ☐ Yes ☒ Nob Did the organization, during the year, pay premiums, directly or indirectly, on a personal benefit contract? ☐ Yes ☒ No**Note** If 'Yes' to (b), file Form 8870 and Form 4720 (see instructions)

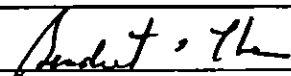
**Please Sign Here**

Under penalties of perjury, I declare that I have examined this return, including accompanying schedules and statements, and to the best of my knowledge and belief, it is true, correct, and complete. Declaration of preparer (other than officer) is based on information furnished by taxpayer.

Signature of officer: 

Type or print name and title: C. E. O.

**Paid Preparer's Use Only**

Preparer's signature: 

Firm's name (or yours if self-employed) address and ZIP + 4: KO & CHEN ACCOUNTANCY CORP  
36 W BAY STATE ST  
ALHAMBRA, CA 91801

**SCHEDULE A**  
(Form 990 or 990-EZ)Department of the Treasury  
Internal Revenue Service**Organization Exempt Under  
Section 501(c)(3)**(Except Private Foundation) and Section 501(e), 501(f), 501(k),  
501(n), or Section 4947(a)(1) Nonexempt Charitable Trust

Supplementary Information — (See separate instructions)

▶ **MUST be completed by the above organizations and attached to their Form 990 or 990-EZ**

OMB No. 1545-0047

**2002**Name of the organization **TAIWAN BUDDHIST TZU CHI FOUNDATION,**  
**U S A**Employer identification number  
**94-2952782****Part I Compensation of the Five Highest Paid Employees Other Than Officers, Directors, and Trustees**  
(See instructions. List each one. If there are none, enter 'None'.)

(a) Name and address of each employee paid more than \$50,000	(b) Title and average hours per week devoted to position	(c) Compensation	(d) Contributions to employee benefit plans and deferred compensation	(e) Expense account and other allowances
<u>TACHUNG HUANG</u> 206 E PALM AVE, MONROVIA, CA 91016	SUPERVISOR 50 HRS	72,000	0	0
<u>CHUNG LIAN MIAO</u> 206 E PALM AVE, MONROVIA, CA 91016	SUPERVISOR 50 HRS	60,000	0	0
<u>HELEN C HSU</u> 206 E PALM AVE, MONROVIA, CA 91016	SUPERVISOR 50 HRS	55,000	0	0
<u>JULIA LIN</u> 206 E PALM AVE, MONROVIA, CA 91016	SR ACCOUNTANT 50 HRS	48,000	0	0
<u>CHAO-CHEN YEH</u> 206 E PALM AVE, MONROVIA, CA 91016	50 HRS	39,000	0	0
Total number of other employees paid over \$50,000 ▶	0			

**Part II Compensation of the Five Highest Paid Independent Contractors for Professional Services**  
(See instructions. List each one (whether individuals or firms). If there are none, enter 'None'.)

(a) Name and address of each independent contractor paid more than \$50,000	(b) Type of service	(c) Compensation
<u>NONE</u>		
Total number of others receiving over \$50,000 for professional services ▶	0	

**BAA For Paperwork Reduction Act Notice, see the Instructions for Form 990 and Form 990-EZ.**

Schedule A (Form 990 or 990-EZ) 2002

**Part III** Statements About Activities (See instructions)

Yes No

- 1 During the year, has the organization attempted to influence national, state, or local legislation, including any attempt to influence public opinion on a legislative matter or referendum? If "Yes," enter the total expenses paid or incurred in connection with the lobbying activities ▶ \$ N/A

(Must equal amounts on line 38, Part VI A, or line 1 of Part VI B)

Organizations that made an election under section 501(h) by filing Form 5768 must complete Part VI A. Other organizations checking "Yes," must complete Part VI-B AND attach a statement giving a detailed description of the lobbying activities

- 2 During the year, has the organization, either directly or indirectly, engaged in any of the following acts with any substantial contributors, trustees, directors, officers, creators, key employees, or members of their families, or with any taxable organization with which any such person is affiliated as an officer, director, trustee, majority owner, or principal beneficiary? (If the answer to any question is "Yes," attach a detailed statement explaining the transactions.)

a Sale, exchange, or leasing of property?

b Lending of money or other extension of credit?

c Furnishing of goods, services, or facilities?

d Payment of compensation (or payment or reimbursement of expenses if more than \$1,000)?

e Transfer of any part of its income or assets?

- 3 Does the organization make grants for scholarships, fellowships, student loans, etc? (See Note below.)

- 4 Do you have a section 403(b) annuity plan for your employees?

**Note:** Attach a statement to explain how the organization determines that individuals or organizations receiving grants or loans from it in furtherance of its charitable programs "qualify" to receive payments

**Part IV** Reason for Non-Private Foundation Status (See instructions)

The organization is not a private foundation because it is (Please check only **ONE** applicable box.)

- 5 ☐ A church, convention of churches, or association of churches Section 170(b)(1)(A)(i)
- 6 ☐ A school Section 170(b)(1)(A)(ii) (Also complete Part V)
- 7 ☐ A hospital or a cooperative hospital service organization Section 170(b)(1)(A)(iii)
- 8 ☐ A Federal, state, or local government or governmental unit Section 170(b)(1)(A)(v)
- 9 ☐ A medical research organization operated in conjunction with a hospital Section 170(b)(1)(A)(iii) Enter the hospital's name, city, and state ▶ \_\_\_\_\_
- 10 ☐ An organization operated for the benefit of a college or university owned or operated by a governmental unit Section 170(b)(1)(A)(iv) (Also complete the **Support Schedule** in Part IV A)
- 11a ☒ An organization that normally receives a substantial part of its support from a governmental unit or from the general public Section 170(b)(1)(A)(vi) (Also complete the **Support Schedule** in Part IV A)
- 11b ☐ A community trust Section 170(b)(1)(A)(vi) (Also complete the **Support Schedule** in Part IV A)
- 12 ☐ An organization that normally receives (1) more than 33-1/3% of its support from contributions, membership fees, and gross receipts from activities related to its charitable, etc., functions – subject to certain exceptions, and (2) no more than 33-1/3% of its support from gross investment income and unrelated business taxable income (less section 511 tax) from businesses acquired by the organization after June 30, 1975 See section 509(a)(2) (Also complete the **Support Schedule** in Part IV A)
- 13 ☐ An organization that is not controlled by any disqualified persons (other than foundation managers) and supports organizations described in (1) lines 5 through 12 above, or (2) section 501(c)(4), (5), or (6), if they meet the test of section 509(a)(2) (See section 509(a)(3))

Provide the following information about the supported organizations (See instructions.)

(a) Name(s) of supported organization(s)	(b) Line number from above

- 14 ☐ An organization organized and operated to test for public safety Section 509(a)(4) (See instructions.)



**Part IV-A Support Schedule** (Complete only if you checked a box on line 10, 11, or 12) *Use cash method of accounting.***Note** You may use the worksheet in the instructions for converting from the accrual to the cash method of accounting

Calendar year (or fiscal year beginning in)	(a) 2001	(b) 2000	(c) 1999	(d) 1998	(e) Total
<b>15</b> Gifts, grants, and contributions received (Do not include unusual grants. See line 28.)	13,206,523	17,509,344	27,714,357	6,748,936	65,179,160
<b>16</b> Membership fees received					
<b>17</b> Gross receipts from admissions, merchandise sold or services performed, or furnishing of facilities in any activity that is related to the organization's charitable, etc., purpose					
<b>18</b> Gross income from interest, dividends, amounts received from payments on securities loans (section 512(a)(5)), rents, royalties, and unrelated business taxable income (less section 511 taxes) from businesses acquired by the organization after June 30, 1975	948,222	473,510	584,247	490,504	2,496,483
<b>19</b> Net income from unrelated business activities not included in line 18					
<b>20</b> Tax revenues levied for the organization's benefit and either paid to it or expended on its behalf					
<b>21</b> The value of services or facilities furnished to the organization by a governmental unit without charge. Do not include the value of services or facilities generally furnished to the public without charge.					
<b>22</b> Other income. Attach a schedule. Do not include gain or (loss) from sale of capital assets. SEE STMT 11	130,096	33,150	46,983	192,680	402,909
<b>23</b> Total of lines 15 through 22	14,284,841	18,016,004	28,345,587	7,432,120	68,078,552
<b>24</b> Line 23 minus line 17	14,284,841	18,016,004	28,345,587	7,432,120	68,078,552
<b>25</b> Enter 1% of line 23	142,848	180,160	283,456	74,321	

<b>26 Organizations described on lines 10 or 11</b>	<b>a</b> Enter 2% of amount in column (e), line 24	<b>26a</b>	1,361,571
<b>b</b> Prepare a list for your records to show the name of and amount contributed by each person (other than a governmental unit or publicly supported organization) whose total gifts for 1998 through 2001 exceeded the amount shown in line 26a. Do not file this list with your return. Enter the total of all these excess amounts.		<b>26b</b>	
<b>c</b> Total support for section 509(a)(1) test. Enter line 24, column (e)		<b>26c</b>	68,078,552
<b>d</b> Add: Amounts from column (e) for lines <b>18</b> 2,496,483 <b>19</b> _____		<b>26d</b>	2,899,392
<b>22</b> 402,909 <b>26b</b> _____		<b>26e</b>	65,179,160
<b>e</b> Public support (line 26c minus line 26d total)		<b>26f</b>	95.74 %
<b>f</b> Public support percentage (line 26e (numerator) divided by line 26c (denominator))			

<b>27 Organizations described on line 12: N/A</b>			
<b>a</b> For amounts included in lines 15, 16, and 17 that were received from a 'disqualified person,' prepare a list for your records to show the name of, and total amounts received in each year from, each 'disqualified person.' Do not file this list with your return. Enter the sum of such amounts for each year: (2001) _____ (2000) _____ (1999) _____ (1998) _____			
<b>b</b> For any amount included in line 17 that was received from each person (other than 'disqualified persons'), prepare a list for your records to show the name of, and amount received for each year, that was more than the larger of (1) the amount on line 25 for the year or (2) \$5,000. (Include in the list organizations described in lines 5 through 11, as well as individuals.) Do not file this list with your return. After computing the difference between the amount received and the larger amount described in (1) or (2), enter the sum of these differences (the excess amounts) for each year: (2001) _____ (2000) _____ (1999) _____ (1998) _____			
<b>c</b> Add: Amounts from column (e) for lines <b>15</b> _____ <b>16</b> _____ <b>17</b> _____ <b>20</b> _____ <b>21</b> _____		<b>27c</b>	
<b>d</b> Add: Line 27a total _____ and line 27b total _____		<b>27d</b>	
<b>e</b> Public support (line 27c total minus line 27d total)		<b>27e</b>	
<b>f</b> Total support for section 509(a)(2) test. Enter amount from line 23, column (e)	<b>27f</b>		
<b>g</b> Public support percentage (line 27e (numerator) divided by line 27f (denominator))		<b>27g</b>	%
<b>h</b> Investment income percentage (line 18, column (e) (numerator) divided by line 27f (denominator))		<b>27h</b>	%

**28 Unusual Grants** For an organization described in line 10, 11, or 12 that received any unusual grants during 1998 through 2001, prepare a list for your records to show, for each year, the name of the contributor, the date and amount of the grant, and a brief description of the nature of the grant. Do not file this list with your return. Do not include these grants in line 15.

**Part V Private School Questionnaire** (See instructions )  
(To be completed ONLY by schools that checked the box on line 6 in Part IV)

		N/A	Yes	No
29	Does the organization have a racially nondiscriminatory policy toward students by statement in its charter, bylaws, other governing instrument, or in a resolution of its governing body?			
30	Does the organization include a statement of its racially nondiscriminatory policy toward students in all its brochures, catalogues, and other written communications with the public dealing with student admissions, programs, and scholarships?			
31	Has the organization publicized its racially nondiscriminatory policy through newspaper or broadcast media during the period of solicitation for students, or during the registration period if it has no solicitation program, in a way that makes the policy known to all parts of the general community it serves? If 'Yes,' please describe, if 'No,' please explain (If you need more space, attach a separate statement )			
-----				
-----				
-----				
32	Does the organization maintain the following			
a	Records indicating the racial composition of the student body, faculty, and administrative staff?	32a		
b	Records documenting that scholarships and other financial assistance are awarded on a racially nondiscriminatory basis?	32b		
c	Copies of all catalogues, brochures, announcements, and other written communications to the public dealing with student admissions, programs, and scholarships?	32c		
d	Copies of all material used by the organization or on its behalf to solicit contributions?	32d		
If you answered 'No' to any of the above, please explain (If you need more space, attach a separate statement )				
-----				
-----				
33	Does the organization discriminate by race in any way with respect to			
a	Students' rights or privileges?	33a		
b	Admissions policies?	33b		
c	Employment of faculty or administrative staff?	33c		
d	Scholarships or other financial assistance?	33d		
e	Educational policies?	33e		
f	Use of facilities?	33f		
g	Athletic programs?	33g		
h	Other extracurricular activities?	33h		
If you answered 'Yes' to any of the above, please explain (If you need more space, attach a separate statement )				
-----				
-----				
-----				
34a	Does the organization receive any financial aid or assistance from a governmental agency?	34a		
b	Has the organization's right to such aid ever been revoked or suspended?	34b		
If you answered 'Yes' to either 34a or b, please explain using an attached statement				
35	Does the organization certify that it has complied with the applicable requirements of sections 401 through 405 of Rev Proc 75-50, 1975-2 CB 587, covering racial nondiscrimination? If 'No,' attach an explanation	35		

**Part VI-A Lobbying Expenditures by Electing Public Charities** (See instructions )  
(To be completed **ONLY** by an eligible organization that filed Form 5768)

N/A

Check ☐ **a** if the organization belongs to an affiliated group Check ☐ **b** if you checked 'a' and 'limited control' provisions apply**Limits on Lobbying Expenditures**

(The term 'expenditures' means amounts paid or incurred )

	(a) Affiliated group totals	(b) To be completed for ALL electing organizations
<b>36</b> Total lobbying expenditures to influence public opinion (grassroots lobbying)	<b>36</b>	
<b>37</b> Total lobbying expenditures to influence a legislative body (direct lobbying)	<b>37</b>	
<b>38</b> Total lobbying expenditures (add lines 36 and 37)	<b>38</b>	
<b>39</b> Other exempt purpose expenditures	<b>39</b>	
<b>40</b> Total exempt purpose expenditures (add lines 38 and 39)	<b>40</b>	
<b>41</b> Lobbying nontaxable amount Enter the amount from the following table –		
<b>If the amount on line 40 is –</b>		
Not over \$500,000		
Over \$500,000 but not over \$1,000,000		
Over \$1,000,000 but not over \$1,500,000		
Over \$1,500,000 but not over \$17,000,000		
Over \$17,000,000		
<b>The lobbying nontaxable amount is –</b>		
20% of the amount on line 40		
\$100,000 plus 15% of the excess over \$500,000		
\$175,000 plus 10% of the excess over \$1,000,000		
\$225,000 plus 5% of the excess over \$1,500,000		
\$1,000,000		
<b>42</b> Grassroots nontaxable amount (enter 25% of line 41)	<b>42</b>	
<b>43</b> Subtract line 42 from line 36 Enter 0- if line 42 is more than line 36	<b>43</b>	
<b>44</b> Subtract line 41 from line 38 Enter 0- if line 41 is more than line 38	<b>44</b>	
<b>Caution</b> If there is an amount on either line 43 or line 44, you must file Form 4720		

**4-Year Averaging Period Under Section 501(h)**(Some organizations that made a section 501(h) election do not have to complete all of the five columns below  
See the instructions for lines 45 through 50 )

Lobbying Expenditures During 4-Year Averaging Period					
Calendar year (or fiscal year beginning in) ▶	(a) 2002	(b) 2001	(c) 2000	(d) 1999	(e) Total
<b>45</b> Lobbying nontaxable amount					
<b>46</b> Lobbying ceiling amount (150% of line 45(e))					
<b>47</b> Total lobbying expenditures					
<b>48</b> Grassroots non-taxable amount					
<b>49</b> Grassroots ceiling amount (150% of line 48(e))					
<b>50</b> Grassroots lobbying expenditures					

**Part VI-B Lobbying Activity by Nonelecting Public Charities**

(For reporting only by organizations that did not complete Part VI-A) (See instructions )

N/A

During the year, did the organization attempt to influence national, state or local legislation, including any attempt to influence public opinion on a legislative matter or referendum, through the use of

Yes	No	Amount

- a** Volunteers
- b** Paid staff or management (Include compensation in expenses reported on lines c through h )
- c** Media advertisements
- d** Mailings to members, legislators, or the public
- e** Publications, or published or broadcast statements
- f** Grants to other organizations for lobbying purposes
- g** Direct contact with legislators, their staffs, government officials, or a legislative body
- h** Rallies, demonstrations, seminars, conventions, speeches, lectures, or any other means
- i** Total lobbying expenditures (add lines c through h )

If 'Yes' to any of the above, also attach a statement giving a detailed description of the lobbying activities



**STATEMENT 1**  
**FORM 990, PART I, LINE 8**  
**NET GAIN (LOSS) FROM NONINVENTORY SALES**

PUBLICLY TRADED SECURITIES

GROSS SALES PRICE	5,455,411
COST OR OTHER BASIS	6,627,063

TOTAL GAIN (LOSS) PUBLICLY TRADED SECURITIES \$ -1,171,652

TOTAL NET GAIN (LOSS) FROM NONINVENTORY SALES \$ -1,171,652

**STATEMENT 2**  
**FORM 990, PART I, LINE 20**  
**OTHER CHANGES IN NET ASSETS OR FUND BALANCES**

FUND ADDITION FROM MERGER	\$ 436,801
UNREALIZED GAINS ON INVESTMENTS	488,837
TOTAL	<u>\$ 925,638</u>

**STATEMENT 3**  
**FORM 990, PART II, LINE 43**  
**OTHER EXPENSES**

	(A) TOTAL	(B) PROGRAM SERVICES	(C) MANAGEMENT & GENERAL	(D) FUNDRAISING
AUTO EXPENSE	11,433	11,433		
BANK SERVICE CHARGE	766	222	544	
CLEANING & DISPOSAL	5,098	4,361	737	
COMPUTER & INTERNET EXPENSE	17,989	17,842	147	
COMPUTER SUPPLIES & EXPENSES	2,612	2,510	102	
DINNERS & BANQUETS (PROMOTION)	75,107			75,107
DUES & SUBSCRIPTIONS	130	30	100	
INSURANCE	168,948	166,251	2,697	
MISC EXPENSE	192		192	
OFFICE SUPPLIES & EXPENSES	105,319	91,036	14,283	
PROFESSIONAL FEES	56,882	7,843	49,039	
PROMOTIONAL MEETING	13,220	11,707	631	882
REPAIRS & MAINTENANCE	31,808	29,011	2,797	
SECURITIES	2,974	1,213	1,761	
SPECIFIC PROGRAMS	78,197			78,197
STILL THOUGHTS BOOKS	78	78		
TAXES & LICENSE	50,810	42,964	7,846	
TRANSPORTATION	6,724	6,724		
UTILITIES	116,031	91,801	24,230	
VIDEO, TV	8,277	8,277		
VOLUNTEER UNIFORMS	5,835	4,712	1,123	
TOTAL	<u>\$ 758,430</u>	<u>\$ 498,015</u>	<u>\$ 106,229</u>	<u>\$ 154,186</u>

**STATEMENT 4**  
**FORM 990, PART III**  
**ORGANIZATION'S PRIMARY EXEMPT PURPOSE**

TO PROVIDE SHELTER, FINANCIAL ASSISTANCE, EDUCATION, HEALTH CARE AND SOCIAL SERVICES TO NEEDY PEOPLE AROUND THE WORLD

**STATEMENT 5**  
**FORM 990, PART III, LINE A**  
**STATEMENT OF PROGRAM SERVICE ACCOMPLISHMENTS**

<u>DESCRIPTION</u>	<u>GRANTS AND ALLOCATIONS</u>	<u>PROGRAM SERVICE EXPENSES</u>
INTERNATIONAL RELIEF - CONSISTS OF MEDICAL AND CHARITABLE RELIEF TO TAIWAN AND OTHER COUNTRIES TZU CHI FOUNDATION U S A GAVE SPECIAL FOCUS OF RELIEF AND SUPPORT TO NATURALDISASTERS THAT HAPPENED AROUND THE WORLD		4,674,112
EDUCATION ASSISTANCE FOR THE NEEDY		554,556
DOMESTIC CHARITIES AND MEDICAL PROGRAM FOR THE NEEDY		633,778
SOCIAL SERVICES, ENHANCEMENT OF BUDDHIST PHILOSOPHY - JOURNAL, BROADCAST & BOOKS		2,059,778
	<u>\$ 0</u>	<u>\$ 7,922,224</u>

**STATEMENT 6**  
**FORM 990, PART IV, LINE 57**  
**LAND, BUILDINGS, AND EQUIPMENT**

<u>CATEGORY</u>	<u>BASIS</u>	<u>ACCUM DEPREC.</u>	<u>BOOK VALUE</u>
AUTOMOBILES / TRANSPORTATION EQUIPMENT	\$ 76,416	\$ 54,485	\$ 21,931
FURNITURE AND FIXTURES	240,101	190,940	49,161
MACHINERY AND EQUIPMENT	1,024,478	692,004	332,474
BUILDINGS	4,666,104	837,588	3,828,516
IMPROVEMENTS	297,228	159,540	137,688
LAND	1,024,032		1,024,032
MISCELLANEOUS	43,785	0	43,785
TOTAL	<u>\$ 7,372,144</u>	<u>\$ 1,934,557</u>	<u>\$ 5,437,587</u>

**STATEMENT 7**  
**FORM 990, PART IV, LINE 58**  
**OTHER ASSETS**

DEPOSIT	\$ 71,141
OTHER RECEIVABLE	417,399
PREPAID EXPENSES	11,794
TOTAL	<u>\$ 500,334</u>

**STATEMENT 8**  
**FORM 990, PART V**  
**LIST OF OFFICERS, DIRECTORS, TRUSTEES, AND KEY EMPLOYEES**

<u>NAME AND ADDRESS</u>	<u>TITLE AND AVERAGE HOURS PER WEEK DEVOTED</u>	<u>COMPEN- SATION</u>	<u>CONTRI- BUTION TO EBP &amp; DC</u>	<u>EXPENSE ACCOUNT/ OTHER</u>
MASTER SHIH CHENG YEN 222 E PALM AVE MONROVIA, CA 91016	CHAIRMAN VARIOUS	\$ 0	\$ 0	\$ 0
MASTER SHIH WUH JIANN 222 E PALM AVE MONROVIA, CA 91016	DIRECTOR VARIOUS	0	0	0
MASTER SHIH DER SHAN 222 E PALM AVE MONROVIA, CA 91016	DIRECTOR VARIOUS	0	0	0
MASTER SHIH DER MING 222 E PALM AVE MONROVIA, CA 91016	DIRECTOR VARIOUS	0	0	0
TUAN-CHENG WANG 222 E PALM AVE MONROVIA, CA 91016	DIRECTOR VARIOUS	0	0	0
PI-YU LIN 222 E PALM AVE MONROVIA, CA 91016	DIRECTOR VARIOUS	0	0	0
SHAO-MING CHEN 222 PALM AVE MONROVIA, CA 91016	DIRECTOR VARIOUS	0.	0	0
JEN-LU YAO 222 E PALM AVE MONROVIA, CA 91016	DIRECTOR VARIOUS	0	0.	0
STEPHEN HUANG 206 E PALM AVE MONROVIA, CA 91016	DIRECTOR VARIOUS	0	0	0
SHIU-YUN TSAI 206 E PALM AVE MONROVIA, CA 91016	DIRECTOR VARIOUS	0	0	0
AUSTIN TSAO 175 DEMPSEY RD MILPITAS, CA 95035	CEO/DIRECTOR 60 HRS	84,000	0	0
DEBBIE CHEN LIN 150 COMMERCE RD CEDAR GROVE, NJ 07009	DIRECTOR VARIOUS	0	0	0

**STATEMENT 8 (CONTINUED)****FORM 990, PART V****LIST OF OFFICERS, DIRECTORS, TRUSTEES, AND KEY EMPLOYEES**

<u>NAME AND ADDRESS</u>	<u>TITLE AND AVERAGE HOURS PER WEEK DEVOTED</u>	<u>COMPEN- SATION</u>	<u>CONTRI- BUTION TO EBF &amp; DC</u>	<u>EXPENSE ACCOUNT/ OTHER</u>
HUEI-HUNG LIN 41-60 MAIN ST , ROOM 213 FLUSHING, NY 11355	DIRECTOR VARIOUS	\$ 0	\$ 0	\$ 0
SHIH-MING SHYONG 6200 CORPORATE DR HOUSTON, TX 77036	DIRECTOR VARIOUS	0	0	0
LINDA TONG LEE 28 N CASS AVE WESTMONT, IL 60559	DIRECTOR VARIOUS	0	0.	0
FONG-LIAN FAN 1238 WILHELMINA RISE HONOLULU, HI 96816	DIRECTOR VARIOUS	0	0	0
MING-SAN KAO 12639 NE 85TH ST KIRKLAND, WA 98033	DIRECTOR VARIOUS	0	0	0
MICHAEL CHERN 175 DEMPSEY RD MILPITAS, CA 95035	DIRECTOR VSRIIOUS	0	0	0
STANLEY SHIH 1000 S GARFIELD AVE ALHAMBRA, CA 91801	CFO VSRIIOUS	65,000	0	0
DEBRA BOUDREAUX 1000 S GARFIELD AVE ALHAMBRA, CA 91801	SECRETARY/DIREC VARIOUS	0	0	0
<b>TOTAL</b>		<u>\$ 149,000</u>	<u>\$ 0</u>	<u>\$ 0</u>

**STATEMENT 9****FORM 990, PART VI, LINE 80B  
RELATED ORGANIZATIONS**

<u>NAME OF ORGANIZATION</u>	<u>EXEMPT</u>	<u>NONEXEMPT</u>
BUDDHIST TZU CHI FREE CLINIC	X	
TZU CHI ACADEMY	X	



2002

**FEDERAL STATEMENTS**  
**TAIWAN BUDDHIST TZU CHI FOUNDATION,**  
**U.S.A.**

PAGE 5

94-2952782

**STATEMENT 10**  
**FORM 990, PART VIII**  
**RELATIONSHIP OF ACTIVITIES TO THE ACCOMPLISHMENT OF EXEMPT PURPOSES**

<u>LINE #</u>	<u>EXPLANATION OF ACTIVITIES</u>
103	NET INCOME FROM SALE OF VOLUNTEER'S UNIFORM, SALE OF GROCERY CERTIFICATE TO HELP TO OFFSET OPERATING EXPENSES IN ORDER TO FURTHER EXEMPT FUNCTION OF THE FOUNDATION
	SALE OF BUDDHIST LITERATURE FURTHER THE BUDDHIST PHILOSOPHY OF CHARITY AND SPIRITUAL ENRICHMENT

**STATEMENT 11**  
**SCHEDULE A, PART IV-A, LINE 22**  
**OTHER INCOME**

<u>DESCRIPTION</u>	<u>(A) 2001</u>	<u>(B) 2000</u>	<u>(C) 1999</u>	<u>(D) 1998</u>	<u>(E) TOTAL</u>
SALE OF UNIFORM AND BOOKS	\$ 130,096.	\$ 33,150	\$ 46,983	\$ 192,680	\$ 402,909
TOTAL	<u>\$ 130,096</u>	<u>\$ 33,150</u>	<u>\$ 46,983</u>	<u>\$ 192,680</u>	<u>\$ 402,909</u>

## STATEMENT 12

PROCEEDS FROM SALE OF VOLUNTEER'S UNIFORMS, GROCERY CERIFICATE TO HELP TO PROMOTE  
EXEMPT FUNCTION OF THE FOUNDATION

## STATEMENT 13

PURSUANT TO AN AGREEMENT AND PLAN OF MERGER, A MERGER WAS CONSUMMATED ON AUGUST 31,  
2002 BETWEEN THE BUDDHIST COMPASSION RELIEF TZU-CHI FOUNDATION ("FOUNDATION") AND  
TAIWAN TZU CHI FOUNDATION, U S A THE FOUNDATION IS CONTINUING AS THE SURVIVING  
ENTITY IN NOVEMBER 2002, THE FOUNDATION CHANGED ITS NAME TO TAIWAN BUDDHIST TZU  
CHI FOUNDATION, U S A

A0589104

## AGREEMENT OF MERGER

This Agreement of Merger is entered into between Buddhist Compassion Relief (Tzu Chi) Foundation, U S A , a California nonprofit public benefit corporation (herein "Surviving Corporation") and Taiwan Tzu Chi Foundation, U S A , a California nonprofit public benefit corporation (herein "Merging Corporation")

**ENDORSED - FILED**  
in the office of the Secretary of State  
of the State of California

NOV 20 2002

BILL JONES, Secretary of State

- 1 Merging Corporation shall be merged into Surviving Corporation
- 2 The articles of Surviving Corporation have been amended as follows


Article I Name The name of the corporation is Taiwan Buddhist Tzu Chi Foundation, U S A

- 3 Merging Corporation shall from time to time, as and when requested by Surviving Corporation, execute and deliver all such documents and instruments and take all such action necessary or desirable to evidence or carry out this merger
- 4 The effect of the merger and the effective date of merger are as prescribed by law

IN WITNESS WHEREOF the parties have executed this Agreement

BUDDHIST COMPASSION RELIEF  
(TZU CHI) FOUNDATION, U S A

By


  
Austin Tsao, President

By

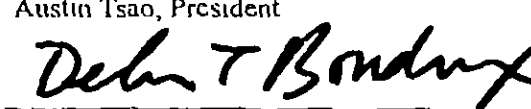
  
Debra Boudreaux, Secretary

TAIWAN TZU CHI FOUNDATION, U S A

By

  
Austin Tsao, President

By

  
Debra Boudreaux, Secretary


**CERTIFICATE OF APPROVAL  
OF  
AGREEMENT OF MERGER**

Austin Tsao and Debra Boudreaux hereby certify that

- 1 They are the president and secretary, respectively of Buddhist Compassion Relief (Tzu Chi) Foundation, U S A , a California nonprofit public benefit corporation
- 2 The principal terms of the Agreement of Merger in the form attached were duly approved by the required vote of the directors of the corporation
- 3 The corporation does not have membership and total number of directors of the corporation entitled to vote on the merger is 17
- 4 No other approvals are required
- 5 The Attorney General of the State of California has been given notice of the merger

We further declare under penalty of perjury under the laws of the State of California that the matters set forth in this certificate are true and correct of our own knowledge

Date Sept 5, 2002



Austin Tsao, President



Debra Boudreaux, Secretary

## Tzu Chi Foundation -USA Capital Gains

1/1/2002 Through 12/31/2002

5/15/2003

Page 1

Account	Security	Shares	Bought	Sold	Gross Proceeds	Cost Basis	Realized Gain
SHORT TERM							
251888 M	Prime Obligation Fund	300,000 000	10/16/2002	10/22/2002	300,000 00	300,000 00	0 00
251888 M	Prime Obligation Fund	1185485 740	10/21/2002	10/22/2002	1,185,485 74	1,185,485 74	0 00
251888 F	American International Group	213 000	10/16/2002	10/25/2002	13,431 37	16,956 93	-3,525 56
251888 F	Prime Obligation Fund	25,718 070	10/21/2002	10/25/2002	25,718 07	25,718 07	0 00
251888 F	Weatherford Intl Ltd	105 000	10/25/2002	11/14/2002	4,315 34	4,285 05	30 29
251888 F	Sysco Corp	74 000	10/25/2002	11/28/2002	2,199 52	2,321 38	-121 86
251888 F	Ventac Software Co	172 000	10/25/2002	12/3/2002	3,160 84	2,567 98	592 86
251888 F	Weatherford Intl Ltd	65 000	10/25/2002	12/3/2002	2,558 17	2,652 65	-94 48
251888 J L	International Business Mach	260 000	10/16/2002	10/25/2002	19,177 02	22,300 00	-3,122 98
251888 J L	Prime Obligation Fund	336,908 400	10/21/2002	10/25/2002	336,908 40	336,908 40	0 00
251888 J L	Allstate corp	20 000	10/25/2002	11/1/2002	785 98	815 80	-29 82
251888 J L	Apache Corp	10 000	10/25/2002	11/1/2002	522 88	550 80	-28 02
251888 J L	Conocophillips	30 000	10/25/2002	11/1/2002	1,395 86	1,398 90	-3 04
251888 J L	Duke Energy Corp	80 000	10/25/2002	11/1/2002	1,569 86	1,588 00	-18 14
251888 J L	Entergy Corp New	75 000	10/25/2002	11/1/2002	3,228 65	3,025 50	203 15
251888 J L	Raytheon Company	45 000	10/25/2002	11/1/2002	1,272 79	1,287 90	-15 11
251888 J L	Safeway Inc	220 000	10/25/2002	11/1/2002	5,340 82	5,299 80	41 02
251888 J L	Sara Lee Corp	100 000	10/25/2002	11/1/2002	2,265 93	2,297 00	-31 07
251888 J L	Prime Obligation Fund	1,085 590	10/21/2002	11/1/2002	1,085 59	1,085 59	0 00
251888 J L	Transocean Inc	25 000	10/25/2002	11/1/2002	504 83	513 25	-8 62
251888 J L	Wachovia Corp	105 000	10/25/2002	11/1/2002	3,603 49	3,604 65	-1 16
251888 J L	Prime Obligation Fund	9,164 030	10/21/2002	11/4/2002	9,164 03	9,164 03	0 00
251888 J L	Allstate corp	20 000	10/25/2002	11/12/2002	774 98	815 80	-40 82
251888 J L	Prime Obligation Fund	219 520	10/21/2002	11/12/2002	219 52	219 52	0 00
251888 J L	Allstate corp	85 000	10/25/2002	11/14/2002	3,387 15	3,467 15	-80 00
251888 J L	Verizon Communication	20 000	10/25/2002	11/19/2002	759 98	748 60	11 38
251888 J L	AT&T Corp	5 000	10/25/2002	11/19/2002	68 24	65 25	2 99
251888 J L	Boeing CO	30 000	11/1/2002	11/19/2002	932 97	889 73	63 24
251888 J L	Citigroup Inc	115 000	10/25/2002	11/19/2002	4,131 82	4,056 05	75 77
251888 J L	Duke Energy Corp	225 000	10/25/2002	11/19/2002	4,153 37	4,486 25	-312 88
251888 J L	El Paso Corporation	5 000	10/25/2002	11/19/2002	48 75	33 88	14 90
251888 J L	Fleet Boston Financial Corp	85 000	10/25/2002	11/19/2002	2,070 54	1,881 90	188 64
251888 J L	Hewlett Packard Co	5 000	10/25/2002	11/19/2002	84 70	69 30	15 40
251888 J L	Monsanto Co New	50 000	10/25/2002	11/19/2002	839 97	796 00	43 97
251888 J L	Schering Plough Corp	45 000	10/25/2002	11/19/2002	956 22	825 30	130 92
251888 J L	Sears Roebuck & Co	170 000	11/1/2002	11/19/2002	3,800 41	4,493 35	-692 94
251888 J L	Comcast Corp-CL A	0 225	10/25/2002	11/22/2002	5 67	5 51	0 16
251888 J L	El Paso Corporation	980 000	10/25/2002	12/9/2002	6,801 48	6,834 60	-188 88
251888 J L	El Paso Corporation	100 000	11/1/2002	12/9/2002	694 03	745 00	-50 97
251888 P L	Prime Obligation Fund	219,661 890	10/21/2002	10/25/2002	219,661 89	219,661 89	0 00
251888 P L	Prime Obligation Fund	13,973 100	10/21/2002	10/28/2002	13,973 10	13,973 10	0 00
251888 P L	Prime Obligation Fund	255 000	10/21/2002	10/29/2002	255 00	255 00	0 00
251888 P L	Prime Obligation Fund	2,637 760	10/21/2002	10/30/2002	2,637 76	2,637 76	0 00
251888 P L	Prime Obligation Fund	2,074 500	10/21/2002	11/7/2002	2,074 50	2,074 50	0 00
251888 P L	Prime Obligation Fund	2,352 530	10/21/2002	12/12/2002	2,352 53	2,352 53	0 00
251888 Q	Prime Obligation Fund	535,000 000	10/21/2002	10/24/2002	535,000 00	535,000 00	0 00
251888 Q	Prime Obligation Fund	105,202 830	10/22/2002	10/24/2002	105,202 83	105,202 83	0 00
251888 Q	Prime Obligation Fund	7,489 550	10/22/2002	11/1/2002	7,489 55	7,489 55	0 00
251888 Q	Prime Obligation Fund	13,696 930	10/22/2002	11/14/2002	13,696 93	13,696 93	0 00
251888 Q	Prime Obligation Fund	8,543 820	10/22/2002	11/18/2002	8,543 82	8,543 82	0 00
251888 Q	US Treasury Bonds 7.25%	15,000 000	10/24/2002	11/19/2002	16,404 49	16,386 33	18 16
251888 Q	Prime Obligation Fund	6,968 430	10/22/2002	11/20/2002	6,968 43	6,968 43	0 00
251888 Q	Prime Obligation Fund	7,903 260	10/22/2002	11/21/2002	7,903 26	7,903 26	0 00
251888 Q	Prime Obligation Fund	85 110	11/1/2002	11/21/2002	85 11	85 11	0 00
251888 Q	Prime Obligation Fund	3,400 000	11/15/2002	11/21/2002	3,400 00	3,400 00	0 00
251888 Q	Prime Obligation Fund	1,351 380	11/19/2002	11/21/2002	1,351 38	1,351 38	0 00
251888 Q	Prime Obligation Fund	3,758 050	11/19/2002	11/26/2002	3,758 05	3,758 05	0 00
251888 Q	US Treasury Bonds 5.5% 2/	10,000 000	10/24/2002	11/28/2002	11,035 18	11,057 81	-22 65
251888 Q	Prime Obligation Fund	7,003 530	11/19/2002	11/29/2002	7,003 53	7,003 53	0 00
251888 Q	Prime Obligation Fund	4,575 230	11/19/2002	12/8/2002	4,575 23	4,575 23	0 00
251888 Q	Prime Obligation Fund	27 460	12/2/2002	12/8/2002	27 48	27 48	0 00
251888 Q	Prime Obligation Fund	2,824 470	12/5/2002	12/6/2002	2,824 47	2,824 47	0 00
251888 Q	Prime Obligation Fund	7,865 410	12/5/2002	12/9/2002	7,865 41	7,865 41	0 00
251888 Q	US Treasury Bonds 6.5% 1	13,000 000	10/24/2002	12/11/2002	15,512 15	15,155 66	356 49
251888 Q	US Treasury Bonds 7.25%	15,000 000	10/24/2002	12/11/2002	18,353 52	18,386 33	-32 81
251888 Q	Prime Obligation Fund	31 840	12/5/2002	12/12/2002	31 84	31 64	0 00
251888 Q	Prime Obligation Fund	5,994 820	12/5/2002	12/13/2002	5,994 62	5,994 62	0 00
251888 Q	Prime Obligation Fund	3,200 660	12/11/2002	12/13/2002	3,200 66	3,200 66	0 00
251888 Q	US Treasury Bonds 5% 8/1	10,000 000	10/24/2002	12/16/2002	10 754 69	10,676 95	77 74

## Tzu Chi Foundation -USA Capital Gains

1/1/2002 Through 12/31/2002

5/15/2003

Page 2

Account	Security	Shares	Bought	Sold	Gross Proceeds	Cost Basis	Realized Gain
251888Q	US Treasury Bonds 7.25%	15,000.000	10/24/2002	12/18/2002	16,361.72	16,366.33	-24.61
251888Q	Prime Obligation Fund	12,372.180	12/11/2002	12/20/2002	12,372.18	12,372.18	0.00
251888Q	Prime Obligation Fund	3,495.310	12/16/2002	12/20/2002	3,495.31	3,495.31	0.00
251888Q	Prime Obligation Fund	4,458.840	12/18/2002	12/23/2002	4,458.84	4,458.84	0.00
251888Q	Prime Obligation Fund	2,708.920	12/18/2002	12/23/2002	2,708.92	2,708.92	0.00
251888V	Prime Obligation Fund	130,521.430	10/21/2002	10/25/2002	130,521.43	130,521.43	0.00
251888V	Cox Communications Inc N	14.000	10/25/2002	12/23/2002	414.80	399.14	15.66
251888V	Echostar Communications	63.000	10/25/2002	12/23/2002	1,449.31	1,071.00	378.31
251888V	Expedia Inc	11.000	10/25/2002	12/23/2002	752.75	608.74	144.01
251888V	Expeditors Intl Wash Inc.	17.000	10/25/2002	12/23/2002	548.66	515.27	33.39
251888V	Liberty Media Corp - A	88.000	10/25/2002	12/23/2002	786.22	722.40	63.82
251888V	MBNA Corp	35.000	10/25/2002	12/23/2002	881.44	886.35	-4.91
251888V	Radioshack Corp	252.000	10/25/2002	12/23/2002	4,988.27	5,530.07	-543.80
251888V	Schwab Charles Corp	84.000	10/25/2002	12/23/2002	944.13	770.28	173.85
251888V	Prime Obligation Fund	5,207.140	10/21/2002	12/23/2002	5,207.14	5,207.14	0.00
251888V	Prime Obligation Fund	6.000	10/21/2002	12/28/2002	6.00	6.00	0.00
251888V	Liberty Media-A rights	35.000	11/18/2002	12/26/2002	161.00	161.00	0.00
251888W	Prime Obligation Fund	18.200	1/21/2002	10/25/2002	18.20	18.20	0.00
251888W	Prime Obligation Fund	99,318.920	10/22/2002	10/25/2002	99,318.92	99,318.92	0.00
251888W	AGCO Corp	8.000	10/25/2002	11/20/2002	188.08	204.00	-15.92
251888W	American Flint Group Inc Ohio	9.000	10/25/2002	11/20/2002	208.09	219.33	-13.24
251888W	Anixter Intl Inc	17.000	10/25/2002	11/20/2002	415.85	395.42	20.43
251888W	Avnet Inc.	13.000	10/25/2002	11/20/2002	117.13	96.20	20.93
251888W	Blackrock Inc	28.000	10/25/2002	11/20/2002	935.14	981.50	-46.36
251888W	Cleveland Cliffs Inc	5.000	10/25/2002	11/20/2002	115.19	103.20	11.99
251888W	Comerstone Rlty Income T	17.000	10/25/2002	11/20/2002	133.51	125.80	7.71
251888W	Cummins Inc.	19.000	10/25/2002	11/20/2002	512.11	474.43	37.68
251888W	Energy East Corp	27.000	10/25/2002	11/20/2002	565.32	564.03	1.29
251888W	Handleman Co DEL	15.000	10/25/2002	11/20/2002	149.11	129.30	19.81
251888W	Knight Trading Group Inc	27.000	10/25/2002	11/20/2002	139.59	128.25	11.34
251888W	Nbtly Inc	46.000	10/25/2002	11/20/2002	683.49	615.02	68.47
251888W	Officemax Inc	178.000	10/25/2002	11/20/2002	948.67	752.94	195.73
251888W	Oneok Inc New	7.000	10/25/2002	11/20/2002	126.42	131.53	-5.11
251888W	Phoenix Companies INC	59.000	10/25/2002	11/20/2002	466.41	538.08	-71.67
251888W	Priority HealthCare Corp	22.000	10/25/2002	11/20/2002	505.98	538.78	-32.80
251888W	Prime Obligation Fund	47.270	10/22/2002	11/20/2002	47.27	47.27	0.00
251888W	Serologicals Corp	1.000	10/25/2002	11/20/2002	10.04	8.25	1.79
251888W	Silicon Vy Bancshares	10.000	10/25/2002	11/20/2002	177.23	178.20	-0.97
251888W	Whole Foods Mkt Inc	14.000	10/25/2002	11/20/2002	657.83	671.18	-13.35
251888W	Yellow Corp Com	40.000	10/25/2002	11/20/2002	1,127.31	1,205.20	-77.89
251888W	AGCO Corp	25.000	10/25/2002	12/23/2002	556.82	637.50	-80.68
251888W	Aurora Inc	48.000	10/25/2002	12/23/2002	748.40	800.25	-148.24
251888W	American Med Sec Group Inc	13.000	10/25/2002	12/23/2002	168.39	171.47	-3.08
251888W	Associated Banc Corp	3.000	10/25/2002	12/23/2002	100.80	98.12	2.68
251888W	Avnet Inc.	43.000	10/25/2002	12/23/2002	498.35	318.20	180.15
251888W	Edward J D & Co	55.000	10/25/2002	12/23/2002	646.78	667.15	-20.39
251888W	Great Atlantic & Pac Tea Inc	34.000	10/25/2002	12/23/2002	252.28	237.32	14.96
251888W	Handleman Co DEL	14.000	10/25/2002	12/23/2002	187.44	120.68	66.76
251888W	Helmenich & Payne Inc	20.000	10/25/2002	12/23/2002	578.85	570.80	8.05
251888W	Invitrogen Corp	56.000	10/25/2002	12/23/2002	1,791.95	1,662.64	129.31
251888W	La-Z-Boy Inc	29.000	10/25/2002	12/23/2002	695.88	682.66	13.22
251888W	Nash Finch Co	21.000	10/25/2002	12/23/2002	182.51	307.02	-144.51
251888W	Pulte Homes Inc	11.000	10/25/2002	12/23/2002	524.35	514.91	9.44
251888W	Silicon Vy Bancshares	22.000	10/25/2002	12/23/2002	404.28	392.04	12.22
251888W	United Auto Group Inc	28.000	10/25/2002	12/23/2002	348.47	414.68	-66.21
251888W	Wellman Inc	43.000	10/25/2002	12/23/2002	570.17	476.44	93.73
251888Z	American International Grou	295.000	10/10/2002	10/16/2002	23,484.95	23,484.95	0.00
251888Z	Cisco Systems Inc	10.000	11/14/2001	10/16/2002	198.90	198.90	0.00
251888Z	Cisco Systems Inc.	5.000	12/4/2001	10/18/2002	102.60	102.60	0.00
251888Z	Cisco Systems Inc	25.000	12/7/2001	10/16/2002	529.00	529.00	0.00
251888Z	Cisco Systems Inc	5.000	1/2/2002	10/18/2002	98.15	98.15	0.00
251888Z	Cisco Systems Inc	5.000	2/5/2002	10/16/2002	92.50	92.50	0.00
251888Z	Cisco Systems Inc	5.000	3/22/2002	10/16/2002	82.85	82.85	0.00
251888Z	International Business Mach	260.000	10/9/2002	10/16/2002	22,300.00	22,300.00	0.00
251888Z	Brocade Communications S	120.000	10/9/2002	10/21/2002	738.57	3,355.20	-2,616.63
251888Z	Salomon Bros High Income	25,938.000	10/9/2002	10/21/2002	228,343.50	230,277.56	-1,934.06
251888Z	Salomon Bros High Income	30,000.000	10/9/2002	10/21/2002	284,523.02	285,340.00	-816.98
251888Z	Silicon Storage Technology	2,250.000	10/9/2002	10/21/2002	7,658.76	74,107.50	-66,448.74
251888Z	TRW Inc	200.000	12/12/2001	10/21/2002	11,357.66	7,900.00	3,457.66
251888Z	TRW Inc	103.000	4/18/2002	10/21/2002	5,849.19	5,395.14	454.05
251888Z	Prime Obligation Fund	121,3273.840	10/21/2002	10/21/2002	1,213,273.84	1,213,273.84	0.00
251888Z	Prime Obligation Fund	361,221.280	10/22/2002	10/23/2002	361,221.28	361,221.28	0.00

## Tzu Chi Foundation -USA Capital Gains

1/1/2002 Through 12/31/2002

5/15/2003

Page 3

Account	Security	Shares	Bought	Sold	Gross Proceeds	Cost Basis	Realized Gain
251888Z ..	Prime Obligation Fund	6,432.870	10/25/2002	10/28/2002	6,432.87	6,432.87	0.00
251888Z	Prime Obligation Fund	96.180	10/28/2002	10/28/2002	96.18	96.18	0.00
Prime Ves	Prime Cash Series	500,000.000	8/8/2002	8/8/2002	500,000.00	500,000.00	0.00
Prime Ves	Prime Cash Series	500,000.000	8/9/2002	8/9/2002	500,000.00	500,000.00	0.00
Prime Ves	Prime Cash Series	22,219.660	8/19/2002	8/19/2002	22,219.66	22,219.66	0.00
Prime Ves	Prime Cash Series	1820413.110	8/21/2002	8/21/2002	1,820,413.11	1,820,413.11	0.00
Prime Ves	Prime Cash Series	1820413.110	8/21/2002	8/21/2002	1,820,413.11	1,820,413.11	0.00
Prime Ves	Prime Cash Series	391.670	8/23/2002	8/23/2002	391.67	391.67	0.00
Prime Ves	Prime Cash Series	2.180	8/27/2002	8/27/2002	2.18	2.18	0.00
Prime Ves	Prime Cash Series	500,000.000	8/30/2002	8/30/2002	500,000.00	500,000.00	0.00
Prime Ves	Cisco Systems Inc	10.000	11/14/2001	10/9/2002	188.90	188.90	0.00
Prime Ves	Cisco Systems Inc.	5.000	12/4/2001	10/9/2002	102.60	102.60	0.00
Prime Ves	Cisco Systems Inc	25.000	12/7/2001	10/9/2002	529.00	529.00	0.00
Prime Ves	Cisco Systems Inc	6.000	1/2/2002	10/9/2002	96.15	96.15	0.00
Prime Ves	Cisco Systems Inc	5.000	2/5/2002	10/9/2002	92.50	92.50	0.00
Prime Ves	Cisco Systems Inc	5.000	3/22/2002	10/9/2002	82.85	82.85	0.00
Prime Ves..	Salomon Bros High Income	560.424	11/2/2001	10/9/2002	5,760.60	5,760.60	0.00
Prime Ves	Salomon Bros High Income	563.024	12/6/2001	10/9/2002	5,825.05	5,825.05	0.00
Prime Ves	Salomon Bros High Income	576.888	1/4/2002	10/9/2002	5,889.80	5,889.80	0.00
Prime Ves	Salomon Bros High Income	639.554	2/14/2002	10/9/2002	5,956.14	5,956.14	0.00
Prime Ves	Salomon Bros High Income	571.455	3/6/2002	10/9/2002	6,080.28	6,080.28	0.00
Prime Ves	Salomon Bros High Income	552.529	4/12/2002	10/9/2002	6,083.90	6,083.90	0.00
Prime Ves	Salomon Bros High Income	558.807	5/3/2002	10/9/2002	6,147.44	6,147.44	0.00
Prime Ves	Salomon Bros High Income	556.256	6/12/2002	10/9/2002	6,211.71	6,211.71	0.00
Prime Ves	Salomon Bros High Income	651.816	7/10/2002	10/9/2002	6,275.68	6,275.68	0.00
Prime Ves	Salomon Bros High Income	715.094	8/6/2002	10/9/2002	6,348.61	6,348.61	0.00
Prime Ves	TRW Inc	200.000	12/12/2001	10/9/2002	7,900.00	7,900.00	0.00
Prime Ves	TRW Inc	103.000	4/16/2002	10/9/2002	5,395.14	5,395.14	0.00
Prime Ves	Amercan International Grou	295.000	12/13/2001	10/10/2002	23,484.95	23,484.95	0.00
Prime Ves	Ing Money Market Fund CL-A	1,919.350	10/31/2001	10/22/2002	1,919.35	1,919.35	0.00
Prime Ves	Ing Money Market Fund CL-A	1,559.790	11/30/2001	10/22/2002	1,559.79	1,559.79	0.00
Prime Ves	Ing Money Market Fund CL-A	1,339.880	12/31/2001	10/22/2002	1,339.88	1,339.88	0.00
Prime Ves	Ing Money Market Fund CL-A	1,214.970	1/31/2002	10/22/2002	1,214.97	1,214.97	0.00
Prime Ves	Ing Money Market Fund CL-A	950.110	2/27/2002	10/22/2002	950.11	950.11	0.00
Prime Ves	Ing Money Market Fund CL-A	1,045.290	3/28/2002	10/22/2002	1,045.29	1,045.29	0.00
Prime Ves	Ing Money Market Fund CL-A	935.060	4/30/2002	10/22/2002	935.06	935.06	0.00
Prime Ves	Ing Money Market Fund CL-A	949.070	5/31/2002	10/22/2002	949.07	949.07	0.00
Prime Ves	Ing Money Market Fund CL-A	888.620	6/28/2002	10/22/2002	888.62	888.62	0.00
Prime Ves	Ing Money Market Fund CL-A	904.620	7/31/2002	10/22/2002	904.62	904.62	0.00
Prime Ves	Ing Money Market Fund CL-A	873.990	9/4/2002	10/22/2002	873.99	873.99	0.00
Prime Ves	Ing Money Market Fund CL-A	809.310	10/2/2002	10/22/2002	809.31	0.00	809.31
Prime Ves	Prime Obligation Fund	1000000.000	8/16/2002	8/20/2002	1,000,000.00	1,000,000.00	0.00
Prime Ves	Prime Obligation Fund	2,080.760	8/16/2002	10/9/2002	2,080.76	2,080.76	0.00
TOTAL SHORT TERM					11,724,745.56	11,798,347.63	-73,602.07
LONG TERM							
251888F	Intel Corp	82.000	12/31/1999	10/25/2002	933.89	2,551.61	-1,617.92
251888F	Pfizer	98.000	11/10/1999	10/25/2002	3,041.82	3,280.79	-238.97
251888F	Starbucks Corp	7,011.000	12/6/2000	10/25/2002	157,817.78	161,253.00	-3,435.24
251888F	Pfizer	130.000	11/10/1999	11/28/2002	4,122.18	4,352.07	-229.89
251888J L	AOL Time Warner Inc.	905.000	11/10/1999	10/25/2002	12,081.38	132,130.00	-120,048.62
251888J L	AOL Time Warner Inc	190.000	11/10/1999	11/1/2002	2,737.82	27,740.00	-25,002.18
251888J L	Chevron Texaco Corp	15.000	9/8/2000	11/1/2002	1,055.91	1,300.35	-244.44
251888J L	Merrill Lynch & Co	210.000	12/29/1999	11/1/2002	8,124.66	8,393.70	-269.04
251888V ..	Microsoft Corp	23.000	12/6/2000	10/25/2002	1,182.82	1,303.87	-121.25
251888V	Pfizer	13.000	11/10/1999	10/25/2002	404.80	435.21	-30.41
251888V	Intel Corp	44.000	6/5/2000	12/23/2002	758.68	2,918.32	-2,159.64
251888Z	Cisco Systems Inc.	5.000	7/31/2001	10/16/2002	96.10	96.10	0.00
251888Z ..	Cisco Systems Inc	10.000	10/3/2001	10/16/2002	139.50	139.50	0.00
251888Z	Intel Corp	400.000	12/31/1999	10/16/2002	16,462.00	16,462.00	0.00
251888Z	Intel Corp	37.000	6/5/2000	10/16/2002	2,452.36	2,452.36	0.00
251888Z	Microsoft Corp	5.000	11/11/1999	10/16/2002	448.10	448.10	0.00
251888Z	Microsoft Corp	200.000	12/22/1999	10/16/2002	23,512.60	23,512.60	0.00
251888Z	Microsoft Corp	100.000	5/17/2000	10/16/2002	6,769.00	6,769.00	0.00
251888Z	Microsoft Corp	35.000	12/8/2000	10/16/2002	1,984.15	1,984.15	0.00
251888Z ...	Pfizer	575.000	11/10/1999	10/16/2002	19,249.54	19,249.54	0.00
251888Z	Starbucks Corp	7,200.000	12/8/2000	10/16/2002	165,600.00	165,600.00	0.00
251888Z	AOL Time Warner Inc	2,000.000	11/10/1999	10/16/2002	292,000.00	292,000.00	0.00
251888Z ...	Chevron Texaco Corp	200.000	9/8/2000	10/16/2002	17,338.00	17,338.00	0.00
251888Z	Merrill Lynch & Co	514.000	12/29/1999	10/16/2002	20,544.58	20,544.58	0.00

## Tzu Chi Foundation -USA Capital Gains

1/1/2002 Through 12/31/2002

5/15/2003

Page 4

Account	Security	Shares	Bought	Sold	Gross Proceeds	Cost Basis	Realized Gain
251888Z	Intel Corp	163 000	6/5/2000	10/16/2002	10,803 84	10,803 84	0 00
251888Z ..	Microsoft Corp.	192 000	12/6/2000	10/16/2002	10 884 48	10,884 48	0 00
251888Z ..	Pfizer	151 000	11/10/1999	10/16/2002	5,055 10	5,055 10	0 00
251888Z	Adobe Sys Inc	10 000	12/12/2000	10/21/2002	220 29	706 90	-486 61
251888Z	Agere Systems Inc-A	1 000	2/10/2000	10/21/2002	0 96	45 81	-44 85
251888Z	Agere Systems Inc-CL B	26 000	2/10/2000	10/21/2002	24 95	988 42	-943 47
251888Z	Analog Devices Inc	333 000	10/4/2000	10/21/2002	7,791 96	30,489 48	-22,697 52
251888Z	Bristol Myers Squibb Co	2,000 000	11/10/1999	10/21/2002	45,763 62	153,880 00	-108,116 38
251888Z	Broadcom Corp Com	20 000	10/6/1999	10/21/2002	230 41	1,240 00	-1,009 59
251888Z	Broadcom Corp Com	100 000	10/4/2000	10/21/2002	1,152 04	24,194 00	-23,041 96
251888Z	Coca Cola Co	1,000 000	11/10/1999	10/21/2002	47,898 55	57,880 00	-9,981 45
251888Z	Conexant Sys Inc Com	100 000	2/24/2000	10/21/2002	85 99	12,306 00	-12,220 01
251888Z	Exxon Mobil Corp	100 000	11/24/2000	10/21/2002	3,574 13	4,722 00	-1,147 87
251888Z	Exxon Mobil Corp	72 000	5/7/2001	10/21/2002	2,573 37	3,174 84	-801 47
251888Z	Exxon Mobil Corp	40 000	9/5/2001	10/21/2002	1,429 65	1,648 80	-219 15
251888Z	Exxon Mobil Corp	50 000	9/25/2001	10/21/2002	1,787 06	1,814 00	-26 94
251888Z	GBC Bancorp	1,850 000	12/20/2000	10/21/2002	35,315 43	64,287 50	-28,972 07
251888Z	Ivax Corp	31 250 000	11/22/2000	10/21/2002	361,195 37	872,500 00	-511,304 03
251888Z	Lucent Technologies Inc.	100 000	2/10/2000	10/21/2002	73 99	5 300 00	-5,226 01
251888Z	Merck & Co. Inc	1,000 000	8/27/2001	10/21/2002	49,498 51	68,700 00	-19 201 49
251888Z	Microsoft Corp	3,773 000	12/6/2000	10/21/2002	190,062 85	213,891 37	-23,828 52
251888Z	Motorola Inc	600 000	11/10/1999	10/21/2002	4,667 85	23,350 00	-18,682 15
251888Z	Nortel Networks Corp New	940 000	1/26/2000	10/21/2002	460 58	46,971 80	-46,511 22
251888Z	Nortel Networks Corp New	600 000	6/5/2000	10/21/2002	293 99	36,000 00	-35,706 01
251888Z	Peoplesoft Inc	400 000	12/13/2000	10/21/2002	5 838 92	17,052 00	-11,213 08
251888Z	Pfizer	4,774 000	11/10/1999	10/21/2002	151,875 10	159,821 37	-7 946 27
251888Z	Protein Design Labs Inc	100 000	5/1/2000	10/21/2002	876 97	2,899 50	-2,022 53
251888Z	Qlogic Corp	10 000	11/12/1999	10/21/2002	233 24	632 20	-398 96
251888Z	Qlogic Corp	10 000	12/14/1999	10/21/2002	233 24	835 30	-402 06
251888Z	Skyworks Solution Inc	50 000	8/24/2001	10/21/2002	240 49	1,685 00	-1,424 51
251888Z	Skyworks Solution Inc	35 000	8/24/2001	10/21/2002	168 34	685 59	-517 25
251888Z	Sungard Data Sys Inc	800 000	5/2/2000	10/21/2002	14,295 56	13,052 00	1,243 56
251888Z	Washington Mutual Inc	3,588 000	12/6/2000	10/21/2002	118,494 07	115,557 52	2,936 55
251888Z	Webmethods Inc	120 000	12/28/2000	10/21/2002	722 37	11,212 80	-10,490 43
251888Z	YAHOO Inc	70 000	4/9/2001	10/21/2002	1,004 81	1,094 80	-90 19
251888Z	Zimmer Holding Inc	200 000	11/10/1999	10/21/2002	7,943 76	7,447 62	496 24
251888Z	InfoSpace Inc	20 000	12/29/1999	10/28/2002	95 19	40,650 00	-40,554 81
251888Z	Metromedia Fiber Network - A	200 000	11/22/1999	10/28/2002	0 99	4,300 00	-4,299 01
Prime Ves	Adobe Sys Inc	10 000	12/12/2000	10/9/2002	706 90	706 90	0 00
Prime Ves	Agere Systems Inc-A	1 000	2/10/2000	10/9/2002	45 61	45 61	0 00
Prime Ves	AOL Time Warner Inc	2,000 000	11/10/1999	10/9/2002	292,000 00	292,000 00	0 00
Prime Ves ..	Bristol Myers Squibb Co	2 000 000	11/10/1999	10/9/2002	146,432 48	146,432 48	0 00
Prime Ves	Broadcom Corp Com	20 000	10/6/1999	10/9/2002	1,240 00	1,240 00	0 00
Prime Ves	Broadcom Corp Com	100 000	10/4/2000	10/9/2002	24,194 00	24,194 00	0 00
Prime Ves	Chevron Texaco Corp	200 000	9/8/2000	10/9/2002	17,338 00	17,338 00	0 00
Prime Ves	Brocade Communications S	120 000	8/16/2001	10/9/2002	3,355 20	3,355 20	0 00
Prime Ves	Cisco Systems Inc	5 000	7/31/2001	10/9/2002	98 10	96 10	0 00
Prime Ves	Cisco Systems Inc	10 000	10/3/2001	10/9/2002	139 50	139 50	0 00
Prime Ves	Coca Cola Co	1,000 000	11/10/1999	10/9/2002	57,880 00	57,880 00	0 00
Prime Ves	Conexant Sys Inc Com	100 000	2/24/2000	10/9/2002	12,306 00	12,306 00	0 00
Prime Ves	Exxon Mobil Corp	100 000	11/24/2000	10/9/2002	4,722 00	4,722 00	0 00
Prime Ves...	Exxon Mobil Corp	72 000	5/7/2001	10/9/2002	3,174 84	3,174 84	0 00
Prime Ves	Exxon Mobil Corp	40 000	9/5/2001	10/9/2002	1,648 80	1,648 80	0 00
Prime Ves	Exxon Mobil Corp	50,000	9/25/2001	10/9/2002	1,814 00	1,814 00	0 00
Prime Ves	GBC Bancorp	1,850 000	12/20/2000	10/9/2002	64,287 50	64,287 50	0 00
Prime Ves	InfoSpace Inc	20 000	12/29/1999	10/9/2002	40,650 00	40,650 00	0 00
Prime Ves	Intel Corp	400 000	12/31/1999	10/9/2002	16,462 00	16,462 00	0 00
Prime Ves	Intel Corp	200 000	6/5/2000	10/9/2002	13,256 00	13,256 00	0 00
Prime Ves	International Business Mach	200 000	12/20/2000	10/9/2002	17,200 00	17,200 00	0 00
Prime Ves	International Business Mach	60 000	12/29/2000	10/9/2002	5,100 00	5,100 00	0 00
Prime Ves	Ivax Corp	31,250 000	11/22/2000	10/9/2002	872,500 00	872,500 00	0 00
Prime Ves	Lucent Technologies Inc	100 000	2/10/2000	10/9/2002	4 087 04	4,067 04	0 00
Prime Ves ..	Merck & Co Inc	1,000 000	8/27/2001	10/9/2002	68,700 00	68,700 00	0 00
Prime Ves	Merrill Lynch & Co	614 000	12/28/1999	10/9/2002	20,544 58	20,544 58	0 00
Prime Ves	Metromedia Fiber Network - A	200 000	11/22/1999	10/9/2002	4,300 00	4,300 00	0 00
Prime Ves	Microsoft Corp	5 000	11/11/1999	10/9/2002	448 10	448 10	0 00
Prime Ves	Microsoft Corp.	200 000	12/22/1999	10/9/2002	23,512 60	23,512 60	0 00
Prime Ves..	Microsoft Corp	100 000	5/17/2000	10/9/2002	6,769 00	6,769 00	0 00
Prime Ves	Microsoft Corp	4,000 000	12/6/2000	10/9/2002	226,760 00	226,760 00	0 00
Prime Ves	Motorola Inc	600 000	11/10/1999	10/9/2002	23,350 00	23,350 00	0 00
Prime Vas	Nortel Networks Corp New	940 000	1/26/2000	10/9/2002	46,971 80	46,971 80	0 00
Prime Vas	Nortel Networks Corp New	600 000	6/5/2000	10/9/2002	36,000 00	36,000 00	0 00



## Tzu Chi Foundation -USA Capital Gains

1/1/2002 Through 12/31/2002

5/15/2003

Page 5

Account	Security	Shares	Bought	Sold	Gross Proceeds	Cost Basis	Realized Gain
Prime Ves	Peoplesoft Inc	400 000	12/13/2000	10/9/2002	17,052 00	17,052 00	0 00
Prime Ves	Pfizer	5,500 000	11/10/1999	10/9/2002	184,126 00	184,126 00	0 00
Prime Ves	Protein Design Labs Inc	100 000	5/1/2000	10/9/2002	2,899 50	2,899 50	0 00
Prime Ves	Qlogic Corp	10 000	11/12/1999	10/9/2002	632.20	632.20	0 00
Prime Ves	Qlogic Corp	10 000	12/14/1999	10/9/2002	635 30	635 30	0 00
Prime Ves	Salomon Bros High Income	33,335 000	5/21/1998	10/9/2002	500,025 00	500,025 00	0 00
Prime Ves	Salomon Bros High Income	257 457	8/10/1998	10/9/2002	3,833 53	3,833 53	0 00
Prime Ves	Salomon Bros High Income	283 574	9/10/1998	10/9/2002	3,883 13	3,883 13	0 00
Prime Ves	Salomon Bros High Income	306 413	10/1/1998	10/9/2002	3,895 74	3,895 74	0 00
Prime Ves	Salomon Bros High Income	307 348	11/11/1998	10/9/2002	3,930 98	3,930 98	0 00
Prime Ves	Salomon Bros High Income	295 378	12/11/1998	10/9/2002	3,966 33	3,966 33	0 00
Prime Ves	Salomon Bros High Income	517 273	1/12/1999	10/9/2002	6,330 90	6,330 90	0 00
Prime Ves	Salomon Bros High Income	323 592	2/18/1999	10/9/2002	4,059 78	4,059 78	0 00
Prime Ves	Salomon Bros High Income	322 877	3/15/1999	10/9/2002	4,098 99	4,098 99	0 00
Prime Ves	Salomon Bros High Income	327 144	4/9/1999	10/9/2002	4,134 12	4,134 12	0 00
Prime Ves	Salomon Bros High Income	332 357	5/19/1999	10/9/2002	4,171 75	4,171 75	0 00
Prime Ves	Salomon Bros High Income	327 471	6/15/1999	10/9/2002	4,209 97	4,209 97	0 00
Prime Ves	Salomon Bros High Income	334 275	7/14/1999	10/9/2002	4,247 63	4,247 63	0 00
Prime Ves	Salomon Bros High Income	341 384	8/17/1999	10/9/2002	4,286 07	4,286 07	0 00
Prime Ves	Salomon Bros High Income	370 510	9/14/1999	10/9/2002	4,325 33	4,325 33	0 00
Prime Ves	Salomon Bros High Income	382 884	10/13/1999	10/9/2002	4,367 94	4,367 94	0 00
Prime Ves	Salomon Bros High Income	403 399	11/11/1999	10/9/2002	4,411 97	4,411 97	0 00
Prime Ves	Salomon Bros High Income	421 834	12/14/1999	10/9/2002	4,458 36	4,458 36	0 00
Prime Ves	Salomon Bros High Income	438 284	12/31/1999	10/9/2002	4,506 87	4,506 87	0 00
Prime Ves	Salomon Bros High Income	105 786	1/13/2000	10/9/2002	1,097 32	1,097 32	0 00
Prime Ves	Salomon Bros High Income	418 485	2/15/2000	10/9/2002	4,569 44	4,569 44	0 00
Prime Ves	Salomon Bros High Income	418 485	3/14/2000	10/9/2002	4,617 58	4,617 58	0 00
Prime Ves	Salomon Bros High Income	447 920	4/18/2000	10/9/2002	5,274 26	5,274 26	0 00
Prime Ves	Salomon Bros High Income	458 196	5/15/2000	10/9/2002	5,332 49	5,332 49	0 00
Prime Ves	Salomon Bros High Income	474 652	6/6/2000	10/9/2002	5,392 05	5,392 05	0 00
Prime Ves	Salomon Bros High Income	466 532	7/7/2000	10/9/2002	5,453 76	5,453 76	0 00
Prime Ves	Salomon Bros High Income	461 071	8/3/2000	10/9/2002	5,514 41	5,514 41	0 00
Prime Ves	Salomon Bros High Income	464 917	9/7/2000	10/9/2002	5,574 35	5,574 35	0 00
Prime Ves	Salomon Bros High Income	481 605	10/16/2000	10/9/2002	5,634 78	5,634 78	0 00
Prime Ves	Salomon Bros High Income	514,205	11/8/2000	10/9/2002	5,697 39	5,697 39	0 00
Prime Ves	Salomon Bros High Income	532 986	11/30/2000	10/9/2002	5,764 24	5,764 24	0 00
Prime Ves	Salomon Bros High Income	534 208	1/5/2001	10/9/2002	5,833 53	5,833 53	0 00
Prime Ves	Salomon Bros High Income	498 351	2/5/2001	10/9/2002	5,902 97	5,902 97	0 00
Prime Ves	Salomon Bros High Income	511 332	3/5/2001	10/9/2002	5,967 76	5,967 76	0 00
Prime Ves	Salomon Bros High Income	538 771	4/12/2001	10/9/2002	6,034 23	6,034 23	0 00
Prime Ves	Salomon Bros High Income	556 198	5/15/2001	10/9/2002	6,104 27	6,104 27	0 00
Prime Ves	Salomon Bros High Income	487 413	6/1/2001	10/9/2002	5,463 90	5,463 90	0 00
Prime Ves	Salomon Bros High Income	494 176	7/6/2001	10/9/2002	5,519 95	5,519 95	0 00
Prime Ves	Salomon Bros High Income	503 456	8/7/2001	10/9/2002	5,576 78	5,576 78	0 00
Prime Ves	Salomon Bros High Income	516,896	9/7/2001	10/9/2002	5,634 68	5,634 68	0 00
Prime Ves	Salomon Bros High Income	578 083	10/3/2001	10/9/2002	5,694 12	5,694 12	0 00
Prime Ves	Silicon Storage Technology	2,250 000	8/5/2000	10/9/2002	74,107 50	74,107 50	0 00
Prime Ves	Skyworks Solution Inc	50 000	8/24/2001	10/9/2002	979 41	979 41	0 00
Prime Ves	Skyworks Solution Inc	35 000	8/24/2001	10/9/2002	685 59	685 59	0 00
Prime Ves	Starbucks Corp	7,200 000	12/6/2000	10/9/2002	165,800 00	165,800 00	0 00
Prime Ves	Sungard Data Sys Inc	800 000	5/2/2000	10/9/2002	13,052 00	13,052 00	0 00
Prime Ves	Washington Mutual Inc	3,588 000	12/8/2000	10/9/2002	115,557 52	115,557 52	0 00
Prime Ves	Webmethods Inc	120 000	12/28/2000	10/9/2002	11,212 80	11,212 80	0 00
Prime Ves	YAHOO Inc	70 000	4/9/2001	10/9/2002	1,094 80	1,094 80	0 00
Prime Ves	Zimmer Holding Inc	200 000	11/10/1999	10/9/2002	7,447 52	7,447 52	0 00
Prime Ves	Agere Systems Inc-CL B	28 000	2/10/2000	10/10/2002	968 42	968 42	0 00
Prime Ves	Analog Devices Inc	333 000	10/4/2000	10/10/2002	30,489 48	30,489 48	0 00
Prime Ves	Ing Money Market Fund CL-A	756,000 000	11/19/1999	10/22/2002	756,000 00	756,000 00	0 00
Prime Ves	Ing Money Market Fund CL-A	934 330	11/30/1999	10/22/2002	934 33	934 33	0 00
Prime Ves	Ing Money Market Fund CL-A	3,284 020	1/4/2000	10/22/2002	3,284 02	3,284 02	0 00
Prime Ves	Ing Money Market Fund CL-A	3,272 880	2/2/2000	10/22/2002	3,272 88	3,272 88	0 00
Prime Ves	Ing Money Market Fund CL-A	3,161 130	3/2/2000	10/22/2002	3,161 13	3,161 13	0 00
Prime Ves	Ing Money Market Fund CL-A	3,447 290	4/4/2000	10/22/2002	3,447 29	3,447 29	0 00
Prime Ves	Ing Money Market Fund CL-A	3,448 190	4/28/2000	10/22/2002	3,448 19	3,448 19	0 00
Prime Ves	Ing Money Market Fund CL-A	14,800 000	5/22/2000	10/22/2002	14,800 00	14,800 00	0 00
Prime Ves	Ing Money Market Fund CL-A	3,710 450	5/31/2000	10/22/2002	3,710 45	3,710 45	0 00
Prime Ves	Ing Money Market Fund CL-A	20,027 810	11/17/2000	10/22/2002	20,027 81	20,027 81	0 00
Prime Ves	Ing Money Market Fund CL-A	3,957 770	11/30/2000	10/22/2002	3,957 77	3,957 77	0 00
Prime Ves	Ing Money Market Fund CL-A	4,252 290	12/29/2000	10/22/2002	4,252 29	4,252 29	0 00
Prime Ves	Ing Money Market Fund CL-A	3,991 620	1/31/2001	10/22/2002	3,991 62	3,991 62	0 00
Prime Ves	Ing Money Market Fund CL-A	3,302 610	2/28/2001	10/22/2002	3,302 51	3,302 51	0 00
Prime Ves	Ing Money Market Fund CL-A	3,639 340	3/30/2001	10/22/2002	3,639 34	3,639 34	0 00

## Tzu Chi Foundation -USA Capital Gains

1/1/2002 Through 12/31/2002

5/15/2003

Page 6

Account	Security	Shares	Bought	Sold	Gross Proceeds	Cost Basis	Realized Gain
Prime Ves	Ing Money Market Fund CL-A	3,143 520	4/30/2001	10/22/2002	3,143 52	3,143 52	0 00
Prime Ves	Ing Money Market Fund CL-A	2,891 130	5/31/2001	10/22/2002	2,891 13	2 891 13	0 00
Prime Ves	Ing Money Market Fund CL-A	2,548 780	6/29/2001	10/22/2002	2,548 78	2 548 78	0 00
Prime Ves	Ing Money Market Fund CL-A	2,462 700	7/31/2001	10/22/2002	2,462 70	2,482 70	0 00
Prime Ves	Ing Money Market Fund CL-A	2,376 980	8/31/2001	10/22/2002	2,376 98	2,376 98	0 00
Prime Ves	Ing Money Market Fund CL-A	2,109 190	9/20/2001	10/22/2002	2,109 19	2,109 19	0 00
TOTAL LONG TERM					8,087,771 52	7,185 821 04	-1,098,049 52
OVERALL TOTAL					17,792,517 08	18,964,168 67	-1,171 651 59

Money Market fund transfer  
Gain (Loss)

12,337,106	12,337,106
5,455,411	6,627,063 (1,171,652)

**Application for Extension of Time to File an  
Exempt Organization Return**

OMB No 1545-1709

Department of the Treasury  
Internal Revenue Service

▶ File a separate application for each return

- If you are filing for an **Automatic 3-Month Extension**, complete only **Part I** and check this box ☒
- If you are filing for an **Additional (not automatic) 3-Month Extension**, complete only **Part II** (on page 2 of this form)

**Note** Do not complete Part II unless you have already been granted an automatic 3-month extension on a previously filed Form 8868**Part I Automatic 3-Month Extension of Time** — Only submit original (no copies needed)**Note** Form 990-T corporations requesting an automatic 6 month extension — check this box and complete Part I only ☐

All other corporations (including Form 990 C filers) must use Form 7004 to request an extension of time to file income tax returns. Partnerships, REMICs and trusts must use Form 8736 to request an extension of time to file Form 1065, 1066, or 1041

Type or print File by the due date for filing your return. See instructions	Name of Exempt Organization	BUDDHIST COMPASSION RELIEF TZU CHI	Employer identification number
	FOUNDATION USA		94-2952782
	Number, street and room or suite number. If a P.O. box, see instructions		
	206 E PALM AVE		
	City, town or post office. For a foreign address, see instructions		state ZIP code
	MONROVIA, CA 91016		

**Check type of return to be filed** (file a separate application for each return)

- |  |  |                                    |
|--|--|------------------------------------|
| <input checked="" type="checkbox"/> Form 990 | <input type="checkbox"/> Form 990 T (corporation)                    | <input type="checkbox"/> Form 4720 |
| <input type="checkbox"/> Form 990 BL         | <input type="checkbox"/> Form 990-T (Section 401(a) or 408(a) trust) | <input type="checkbox"/> Form 5227 |
| <input type="checkbox"/> Form 990 EZ         | <input type="checkbox"/> Form 990 T (trust other than above)         | <input type="checkbox"/> Form 6069 |
| <input type="checkbox"/> Form 990 PF         | <input type="checkbox"/> Form 1041 A                                 | <input type="checkbox"/> Form 8870 |

- If the organization does **not** have an office or place of business in the United States, check this box ☐
- If this is for a **Group Return**, enter the organization's four digit Group Exemption Number (GEN) \_\_\_\_\_ If this is for the **whole group**, check this box ☐. If it is for part of the group, check this box ☐ and attach a list with the names and EINs of all members the extension will cover.

- 1 I request an automatic 3 month (6 month, for **990-T corporation**) extension of time until 8/15, 20 03,  
to file the exempt organization return for the organization named above. The extension is for the organization's return for  
▶ ☒ calendar year 20 02 or  
▶ ☐ tax year beginning \_\_\_\_\_, 20 \_\_\_\_\_, and ending \_\_\_\_\_, 20 \_\_\_\_\_

- 2 If this tax year is for less than 12 months, check reason ☐ Initial return ☐ Final return ☐ Change in accounting period

3a If this application is for Form 990 BL, 990 PF, 990 T, 4720, or 6069, enter the tentative tax, less any nonrefundable credits. See instructions \$ 0

b If this application is for Form 990 PF or 990 T, enter any refundable credits and estimated tax payments made. Include any prior year overpayment allowed as a credit \$ 0

c **Balance Due** Subtract line 3b from line 3a. Include your payment with this form, or, if required, deposit with FTD coupon or, if required, by using EFTPS (Electronic Federal Tax Payment System). See instructions. \$ 0

**Signature and Verification**

Under penalties of perjury, I declare that I have examined this return, including accompanying schedules and statements, and to the best of my knowledge and belief, it is true, correct, and complete, and that I am authorized to prepare this form.

Signature ▶

Title ▶

**Accountant**

Date ▶

BAA For Paperwork Reduction Act Notice, see instructions

Form 8868 (12-2000)